

Evidence of Performance

Calculation of thermal transmittance



Test Report
No. 18-001472-PR04
(PB-A01-06-en-01)

Client EKV d.o.o.
Tatranska br. 58
26210 Kovacica
Serbia

Basis *)
EN ISO 10077-1:2017-07

ift test report 18-001472-PR03
(NW-K20-06-en-01)

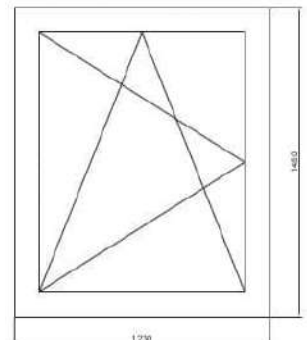
*) Corresponds to the national standard/s
(e.g. DIN EN)

Product **Single leaf window - plastic**
Designation System: ROLOPLAST System 600

Representation

View of the window (schematic)

Performance-relevant product details Material Polyvinylchloride (PVC-U) rigid; Dimensions (W x H) in mm 1230 x 1480; Opening direction Inwards; Profile system; Manufacturer ROLOPLAST d.o.o., - Kovacica; Face width B in mm 124; Sealing system 1 x stop seal, 1 x overlap seal; Reinforcement; Material Steel; Surface treatment metallic surface (incl. galvanized); Item number 273327; Casement; Item number 610; Profile section, width in mm 81; Thickness in mm 75; Frame; Item number 601; Profile section width in mm 74; Thickness in mm 75; Glazing; Edge cover in mm 23; Configuration in mm 4/16/4; Thermal transmittance U_g in $W/(m^2K)$ 1.1 (as specified by client); Dimensions (W x H) in mm 982 x 1232; Spacer; Type Representative metal spacer acc. to EN ISO 10077-2



Further drawing see annex.

Special features

Instructions for use

The results obtained can be used by the manufacturer for preparing the Declaration of Performance in accordance with the Construction Products Regulation 305/2011/EU. The provisions of the applicable product standard have to be observed.

Results

Calculation of thermal transmittance according to
EN ISO 10077-1:2017-07



$$U_W = 1.3 \text{ W}/(\text{m}^2\text{K})$$

Validity

The data and results given relate solely to the tested and described specimen. This test does not allow any statement to be made on further characteristics of the present structure regarding performance and quality.

Notes on publication

The ift-Guidance Sheet "Conditions and Guidance for the Use of ift Test Documents" applies. The cover sheet can be used as abstract.

Contents

The report contains a total of 5 page/s and annex (1 page).

ift Rosenheim
10.07.2018

Konrad Huber, Dipl.-Ing. (FH)
Head of Testing Department
Building Physics

Till Stübgen, Dipl.-Ing. (FH)
Operating Testing Officer
Building Physics

Number	18-001472-PR01 (NW-A01-02-en-01)
Owner	EKV d.o.o. Tatranska br. 58 26210 Kovacica Serbia
Product	Tilt and turn window
Designation	System: Roloplast system 600
Details	Manufacturer EKV d.o.o., - Kovacica; Material Polyvinyl Chloride unplasticized (PVC-U); Type of opening Tilt and turn; Opening direction DIN left, inward opening; Overall dimensions (W x H) 1230 mm x 1480 mm
Special features	Position of locking

Result

Air permeability according to EN 12207:2016-12



Class: 4

Resistance to wind load according to EN 12210:2016-03



Class: C5/B5

Watertightness according to EN 12208:1999-11



Class: 5A

ift Rosenheim
11.06.2018



Thomas Stefan, Dipl.-Ing. (FH)
Head of Testing Department
Building Component Testing



Franz Guber
Operating Testing Officer
Building Component Testing

Basis *)

EN 14351-1:2006+A2:2016-09
*)and corresponding national versions
e.g. DIN EN)

Test report: 18-001472-PR01 PB-
A01-02-en-01

Representation



Instructions for use

The Evidence ("Nachweis") can be used for preparing the Declaration of Performance in accordance with the Construction Products Regulation 305/2011/EU. The results obtained apply to the direct field of application determined in Annex E of EN 14351-1.

Validity

There is no time limit.
When using this document the up-to-dateness of above basis and the conformity of the product have to be observed.

Notes on publication

The ift-Guidance Sheet "Conditions and Guidance for the Use of ift Test Documents" applies.

Identity-Check



www.ift-rosenheim.de/ift-geprueft
ID: 8D5-E1F50

Number	18-001472-PR02 (NW Z03-A01-04-en-01)
Owner	EKV d.o.o. Tatranska br. 58 26210 Kovacica Serbia
Product	Single window, single leaf
Designation	Shipping name: System 600
Details	Manufacturer EKV d.o.o., - Kovacica; Type of opening Tilt and turn; Overall dimensions (W x H) 1230 mm x 1480 mm; Rebate seal levels 2; Mass, area-related 28 kg/m ² ; IGU: Glass configuration 4 / 16 (Ar) / 4; frame member: Material Unplasticised polyvinyl chloride (uPVC), with reinforcement; Projected width 74 mm; Structural depth 75 mm; casement member: Material Unplasticised polyvinyl chloride (uPVC), with reinforcement; Projected width 81 mm; Structural depth 75 mm

Special features

Result

Weighted Sound Reduction Index R_w and Spectrum-Adaptation Terms C and C_{tr} according to EN ISO 10140-2: 2010-09, EN ISO 717-1: 2013-03



$$R_w (C; C_{tr}) = 32 (-2; -5) \text{ dB}$$

Basis *)

EN ISO 10140-2:2010-09

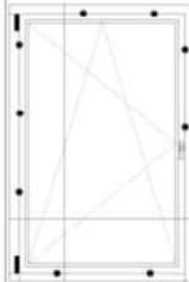
EN ISO 717-1:2013-03

EN ISO 10140-1:2016-08

*) and corresponding national versions e.g. DIN EN)

Test report: 18-001472-PR02 PB Z03-A01-04-en-01

Representation



Instructions for use

The results obtained can be used as evidence in accordance with the above basis.

Validity

There is no time limit.

When using this document the up-to-dateness of above basis and the conformity of the product have to be observed.

Notes on publication

The ift-Guidance Sheet "Conditions and Guidance for the Use of ift Test Documents" applies.

ift Rosenheim

14.06.2018



Dr. Joachim Hessinger, Dipl.-Phys.
Head of Testing Department
Building Acoustics



Johann Baume, Dipl.-Ing. (FH)
Operating Testing Officer
Building Acoustics

Identity-Check



www.ift-rosenheim.de/ift-geprueft
ID: 956-EA98D

Evidence of Performance

Calculation of thermal transmittance



Test Report
No. 18-001472-PR06
(PB-A01-06-en-01)

Client **EKV d.o.o.**
Tatranska br. 58
26210 Kovacica
Serbia

Basis *)
EN ISO 10077-1:2017-07

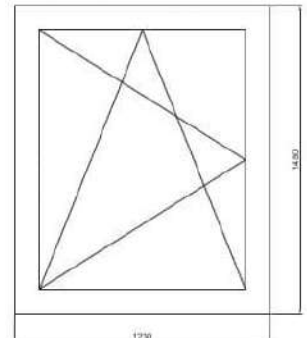
ift test report 18-001472-PR05
(NW-K20-06-en-01)

*) Corresponds to the national standard/s
(e.g. DIN EN)

Product **Single leaf window - plastic**
Designation System: **ROLOPLAST System 700**

Representation

View of the window (schematic)



Further drawing see annex.

Performance-relevant product details
Material **Polyvinylchloride (PVC-U) rigid**; Dimensions (W x H) in mm **1230 x 1480**; Opening direction **Inwards**; Profile system; Manufacturer **ROLOPLAST d.o.o., - Kovacica**; Face width B in mm **119**; Sealing system **1 x stop seal, 1 x overlap seal**; Reinforcement; Material **Steel**; Surface treatment **metallic surface (incl. galvanized)**; Item number **DX51D**; Casement; Item number **710**; Profile section, width in mm **81**; Thickness in mm **82**; Frame; Item number **701**; Profile section width in mm **66**; Thickness in mm **82**; Glazing; Edge cover in mm **20**; Configuration in mm **4/16/4/16/4**; Thermal transmittance U_g in $W/(m^2K)$ **0.6** (as specified by client); Dimensions (W x H) in mm **992 x 1242**; Spacer; Type **Representative metal spacer acc. to EN ISO 10077-2**

Special features

Instructions for use

The results obtained can be used by the manufacturer for preparing the Declaration of Performance in accordance with the Construction Products Regulation 305/2011/EU. The provisions of the applicable product standard have to be observed.

Results

Calculation of thermal transmittance according to
EN ISO 10077-1:2017-07



$$U_W = 0.95 \text{ W/(m}^2\text{K)}$$

Validity

The data and results given relate solely to the tested and described specimen. This test does not allow any statement to be made on further characteristics of the present structure regarding performance and quality.

Notes on publication

The ift-Guidance Sheet "Conditions and Guidance for the Use of ift Test Documents" applies. The cover sheet can be used as abstract.

Contents

The report contains a total of 5 page/s and annex (1 page).

ift Rosenheim
06.07.2018

Konrad Huber, Dipl.-Ing. (FH)
Head of Testing Department
Building Physics

Till Stübgen, Dipl.-Ing. (FH)
Operating Testing Officer
Building Physics